



# Metal Dress Locker

**Luoyang Woma Steel Furniture Co.,Ltd**

**Steel furniture industrial park . Yibin Zone, Luoyang City**

---

**Email : [woma-anne@lysteelfurniture.com](mailto:woma-anne@lysteelfurniture.com)**

**W : [www.wmsteelfurniture.com](http://www.wmsteelfurniture.com)**

**Wechat /Whatapp : + 8618336745952**



# 1 Door Steel Locker W-L1

---

- . **Size:** H1850\*W380\*D450 mm
- . **Material:** Steel
- . **Thickness:** 0.5-0.7 mm can choose
- . **Color:** Ral color
- . **Handle :** plastic handle
- . **Lock:** Normal Key lock
- . **Outlook/door:** With air vent and tag slot
- . **Internal structure/door:** 2 shelf, 1 dress rod(mirror base on your requirement)
- . **KD design**
- . **Packing:** 5 Tier export carton + Foam block
- . **Port of loading:** Qingdao





## 2 Door Steel Locker W-L2

---

- . **Size:** H1850\*W380\*D450 mm
- . **Material:** Steel
- . **Thickness:** 0.5-0.7 mm can choose
- . **Color:** Ral color
- . **Handle :** plastic handle
- . **Lock:** Normal Key lock
- . **Outlook/door:** With air vent and tag slot
- . **Internal structure/door:** 1 shelf, 1 dress rod(mirror base on your requirement)
- . **KD design**
- . **Packing:** 5 Tier export carton + Foam block
- . **Port of loading:** Qingdao






## 3 Door Steel Locker W-L3

---

- . **Size:** H1850\*W380\*D450 mm
- . **Material:** Steel
- . **Thickness:** 0.5-0.7 mm can choose
- . **Color:** Ral color
- . **Handle :** no handle
- . **Lock:** Normal Key lock
- . **Outlook/door:** With air vent and tag slot
- . **Internal structure/door:** empty (mirror base on your requirement)
- . **KD design**
- . **Packing:** 5 Tier export carton + Foam block
- . **Port of loading:** Qingdao





## 4 Door Steel Locker W-L4

---

- . **Size:** H1850\*W380\*D450 mm
- . **Material:** Steel
- . **Thickness:** 0.5-0.7 mm can choose
- . **Color:** Ral color
- . **Handle :** plastic handle
- . **Lock:** Normal Key lock
- . **Outlook/door:** With air vent and tag slot
- . **Internal structure/door:** empty
- . **KD design**
- . **Packing:** 5 Tier export carton + Foam block
- . **Port of loading:** Qingdao






## 5 Door Steel Locker W-L5

---

- . **Size:** H1850\*W380\*D450 mm
- . **Material:** Steel
- . **Thickness:** 0.5-0.7 mm can choose
- . **Color:** Ral color
- . **Handle :** plastic handle
- . **Lock:** Normal Key lock
- . **Outlook/door:** With air vent and tag slot
- . **Internal structure/door:** empty
- . **KD design**
- . **Packing:** 5 Tier export carton + Foam block
- . **Port of loading:** Qingdao





## 6 Door Steel Locker W-L6

---

- . **Size:** H1850\*W380\*D450 mm
- . **Material:** Steel
- . **Thickness:** 0.5-0.7 mm can choose
- . **Color:** Ral color
- . **Handle :** plastic handle
- . **Lock:** Normal Key lock
- . **Outlook/door:** With air vent and tag slot
- . **Internal structure/door:** empty
- . **KD design**
- . **Packing:** 5 Tier export carton + Foam block
- . **Port of loading:** Qingdao





## 2 Door Steel Locker W-L7

---

- . **Size:** H1850\*W900\*D450 mm
- . **Material:** Steel
- . **Thickness:** 0.5-0.7 mm can choose
- . **Color:** Ral color
- . **Handle :** plastic handle
- . **Lock:** Normal Key lock
- . **Outlook/door:** With air vent and tag slot
- . **Internal structure/door:** 1 shelf, 1 dress rod(mirror base on your requirement)
- . **KD design**
- . **Packing:** 5 Tier export carton + Foam block
- . **Port of loading:** Qingdao





## 3 Door Steel Locker W-L8

---

- . **Size:** H1850\*W900\*D450 mm
- . **Material:** Steel
- . **Thickness:** 0.5-0.7 mm can choose
- . **Color:** Ral color
- . **Handle :** plastic handle
- . **Lock:** Normal Key lock
- . **Outlook/door:** With air vent and tag slot
- . **Internal structure/door:** 2 shelf, 1 dress rod(mirror base on your requirement)
- . **KD design**
- . **Packing:** 5 Tier export carton + Foam block
- . **Port of loading:** Qingdao





## 4 Door Steel Locker W-L9

---

- . **Size:** H1850\*W900\*D450 mm
- . **Material:** Steel
- . **Thickness:** 0.5-0.7 mm can choose
- . **Color:** Ral color
- . **Handle :** plastic handle
- . **Lock:** Normal Key lock
- . **Outlook/door:** With air vent and tag slot
- . **Internal structure/door:** 1 shelf, 1 dress rod(mirror base on your requirement)
- . **KD design**
- . **Packing:** 5 Tier export carton + Foam block
- . **Port of loading:** Qingdao





## 6 Door Steel Locker W-L10

---

- . **Size:** H1850\*W900\*D450 mm
- . **Material:** Steel
- . **Thickness:** 0.5-0.7 mm can choose
- . **Color:** Ral color
- . **Handle :** aluminum handle
- . **Lock:** Normal Key lock
- . **Outlook/door:** With air vent and tag slot
- . **Internal structure/door:** 1 dress rod
- . **KD design**
- . **Packing:** 5 Tier export carton + Foam block
- . **Port of loading:** Qingdao





## 8 Door Steel Locker W-L11

---

- . **Size:** H1850\*W900\*D450 mm
- . **Material:** Steel
- . **Thickness:** 0.5-0.7 mm can choose
- . **Color:** Ral color
- . **Handle :** plastic handle
- . **Lock:** Normal Key lock
- . **Outlook/door:** With air vent and tag slot
- . **Internal structure/door:** empty
- . **KD design**
- . **Packing:** 5 Tier export carton + Foam block
- . **Port of loading:** Qingdao





## 9 Door Steel Locker W-L12

---

- . **Size:** H1850\*W900\*D450 mm
- . **Material:** Steel
- . **Thickness:** 0.5-0.7 mm can choose
- . **Color:** Ral color
- . **Handle :** plastic handle
- . **Lock:** Normal Key lock
- . **Outlook/door:** With air vent and tag slot
- . **Internal structure/door:** 1 shelf
- . **KD design**
- . **Packing:** 5 Tier export carton + Foam block
- . **Port of loading:** Qingdao





## 12 Door Steel Locker W-L13

---

- . **Size:** H1850\*W900\*D400 mm
- . **Material:** Steel
- . **Thickness:** 0.5-0.7 mm can choose
- . **Color:** Ral color
- . **Handle :** no handle
- . **Lock:** Normal Key lock
- . **Outlook/door:** With air vent and tag slot
- . **Internal structure/door:** empty
- . **KD design**
- . **Packing:** 5 Tier export carton + Foam block
- . **Port of loading:** Qingdao





## 15 Door Steel Locker W-L14

---

- . **Size:** H1850\*W900\*D400 mm
- . **Material:** Steel
- . **Thickness:** 0.5-0.7 mm can choose
- . **Color:** Ral color
- . **Handle :** no handle
- . **Lock:** Normal Key lock
- . **Outlook/door:** With air vent and tag slot
- . **Internal structure/door:** empty
- . **KD design**
- . **Packing:** 5 Tier export carton + Foam block
- . **Port of loading:** Qingdao






## 18 Door Steel Locker W-L15

---

- . **Size:** H1850\*W900\*D400 mm
- . **Material:** Steel
- . **Thickness:** 0.5-0.7 mm can choose
- . **Color:** Ral color
- . **Handle :** plastic handle
- . **Lock:** Normal Key lock
- . **Outlook/door:** With air vent and tag slot
- . **Internal structure/door:** empty
- . **KD design**
- . **Packing:** 5 Tier export carton + Foam block
- . **Port of loading:** Qingdao





## 24Door Steel Locker W-L16

---

- . **Size:** H1850\*W900\*D400 mm
- . **Material:** Steel
- . **Thickness:** 0.5-0.7 mm can choose
- . **Color:** Ral color
- . **Handle :** no handle
- . **Lock:** Normal Key lock
- . **Outlook/door:** With air vent and tag slot
- . **Internal structure/door:** empty
- . **KD design**
- . **Packing:** 5 Tier export carton + Foam block
- . **Port of loading:** Qingdao





# Different Lock Can Choose

---



# Details Picture

---



## Dress Rod

There is one heavy duty dress rod in each door.



## Cam Lock

Every door have its independent cam lock for itself security.



## Door-hinge

Our professional door-hinge can ensure the smooth opening of the door and can be used for a long time.



## Shock Pad

Using shock pad can mitigate collisions between doors and frame effectively.


# Different Style Combinations

---



# Z Shape Steel Dress Locker

---



# Steel Dress Locker With Standing Feet

---





**Thanks for your appreciation.**

**Hope we can have a chance to service you**

